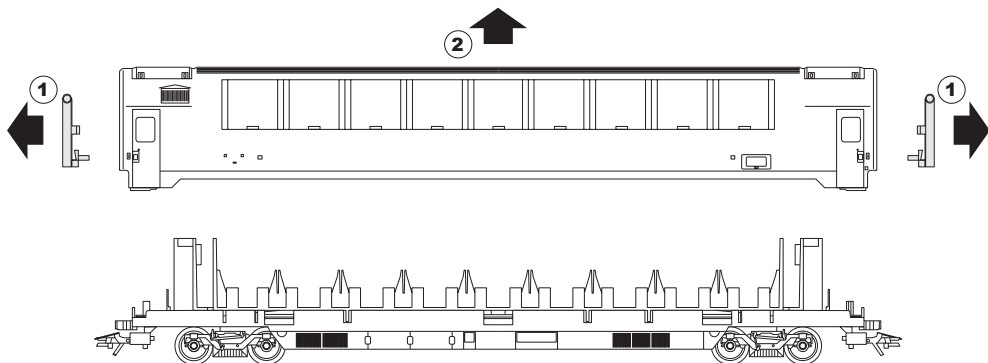


márklín
HO

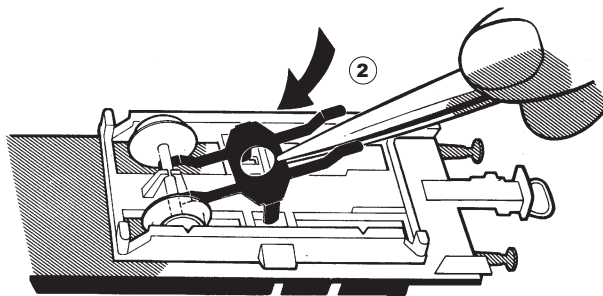
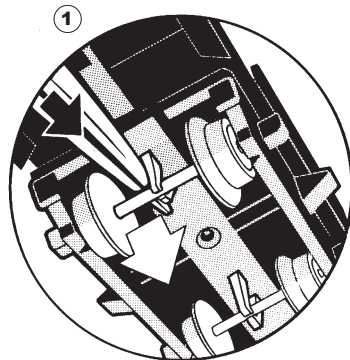
Innenbeleuchtung
Lighting Kit
Eclairage intérieur
Interieurverlichting
Alumbrado interior
Illuminazione interna
Vagnsbelysning
Indvendig belysning

7316


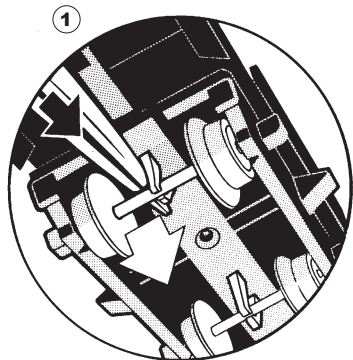
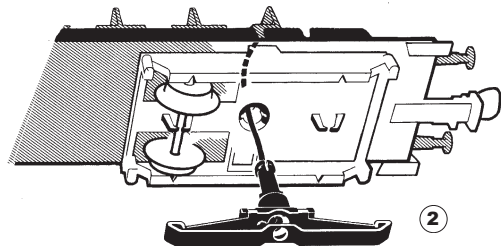
Gehäuse abnehmen
Removing the body
Enlever le boîtier
Huis afnemen
Retirar la carcasa
Smontare il mantello
Kåpan tas av
Overdel tages af



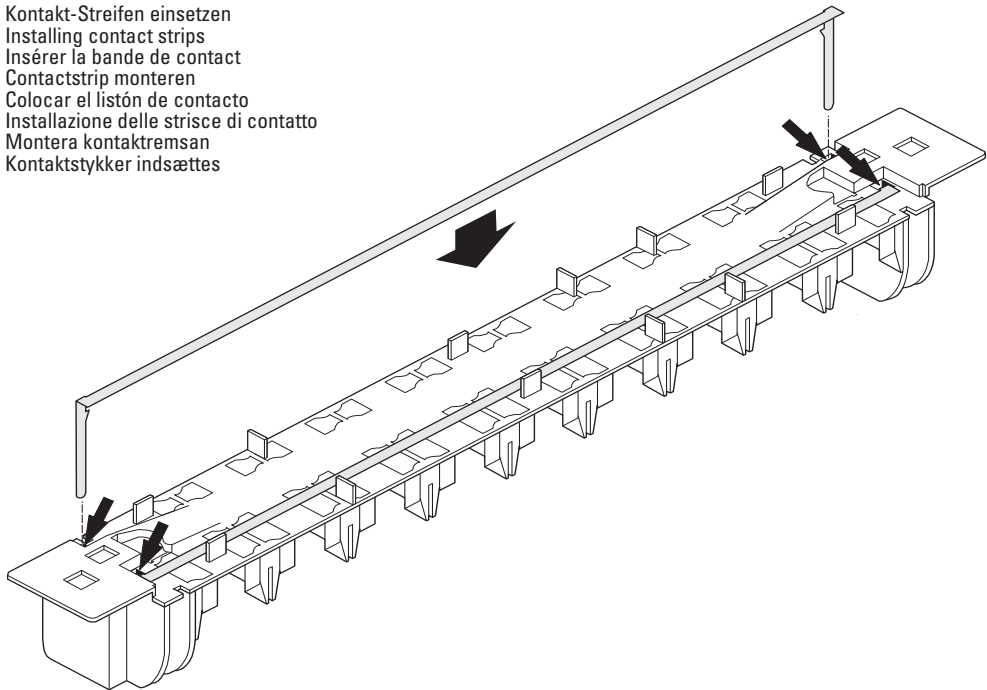
Massefeder einsetzen
Install grounding spring
Mise en place du ressort de masse
Massaveer aanbrengen
Introducir el muelle
Inserire le molla di massa
Montera jordledningsfjädern
Stelfjederen sættes ind



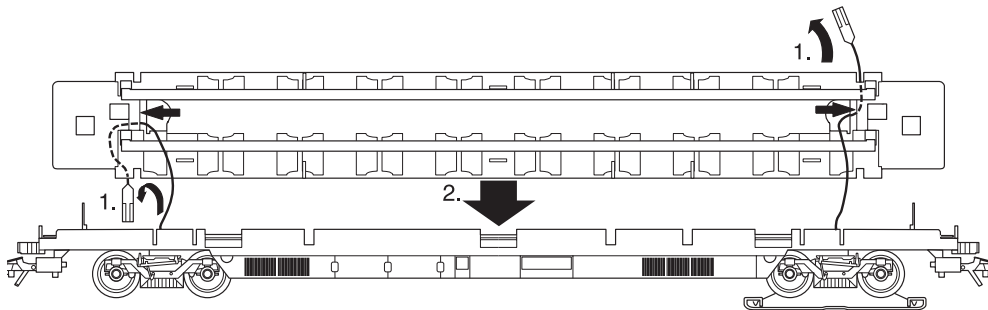
Schleifer einklipsen
Clip on pickup shoe
Encliqueter le frotteur
Sleepcontact inhaken
Encajar el patin
Agganciare il pattino
Tryck fast släpskon
Slæbesko klipses ind



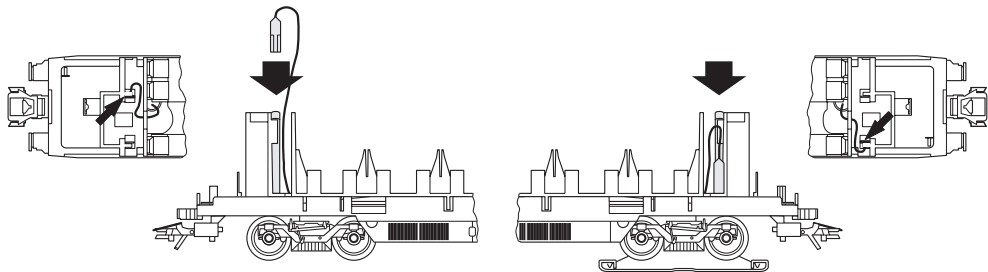
Kontakt-Streifen einsetzen
Installing contact strips
Insérer la bande de contact
Contactstrip monteren
Colocar el listón de contacto
Installazione delle strisce di contatto
Montera kontaktremsan
Kontaktstykker indsættes



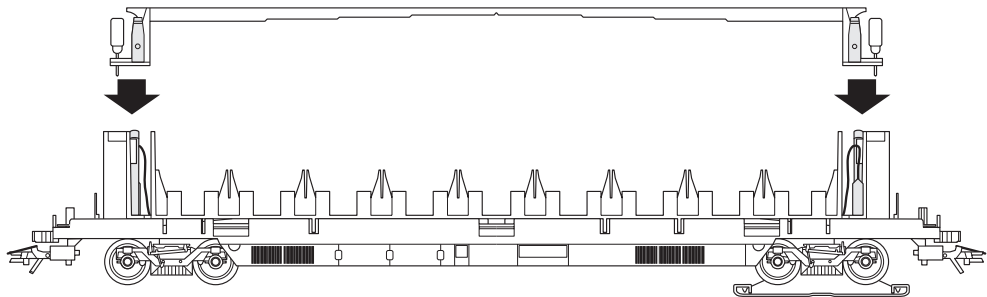
Inneneinrichtung einsetzen
Install interior details
Insérer l'équipement intérieur
Interieur plaatsen
Colocar el equipo interior
Installazione dell'arredamento interno
Sätt in inredningen
Indvendig indretning indsættes



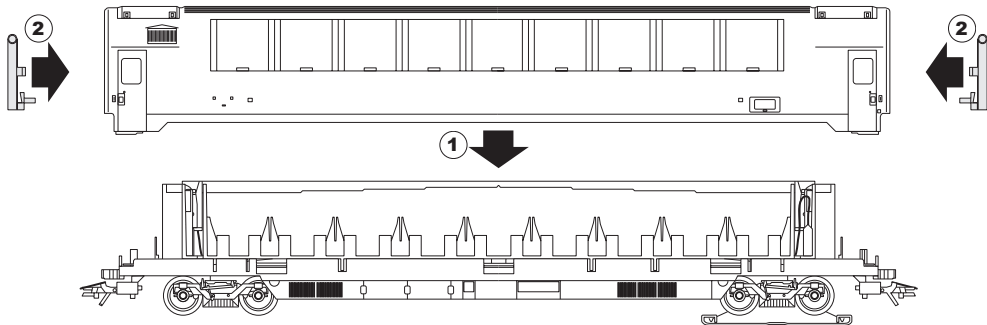
Leitungen mit Flachstecker anschließen
Connect wires with flat plugs
Connecter les lignes avec les fiches plates
Leidingen met kabelschoen aansluiten
Conectar los cablecillos con clavijas planas
Collegamento dei cavi conduttori con spine piatte
Anslut ledningarna med flatkontakter
Ledninger tilsluttes med fladstik




Leuchtstab mit Glühlampen einsetzen
Install the light diffuser bar with light bulbs
Insérer la torche lumineuse avec ampoule
Lichtgeleider met gloeilampen plaatsen
Colocar la varilla luminosa
Installazione della barra luminosa con lampadine
Sätt in lysstav med glödlampor
Lysstav med elpærer indsættes




Gehäuse aufsetzen
Put the body back on
Mettre le boîtier en place
Huis plaatsen
Colocar la carcasa
Applicazione della sovrastruttura
Montera kåpan
Overdel sættes på

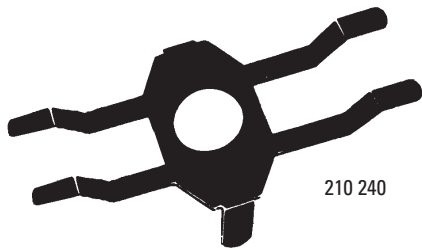




600 080



418 100



210 240

Gebr. Märklin & Cie. GmbH
Postfach 860
D-73008 Göppingen
www.maerklin.com



www.maerklin.com/api

674930/0909/SmEf
Änderungen vorbehalten
© Gebr. Märklin & Cie. GmbH